

REAPS READER

Have you helped the environment today?

THE EARTH MACHINE

THE FOUR SEASONS OF COMPOSTING

Spring

Stir well and add some soil to kick-start your composter. Dig out any finished compost from the bottom to use in your lawn or garden.

Summer

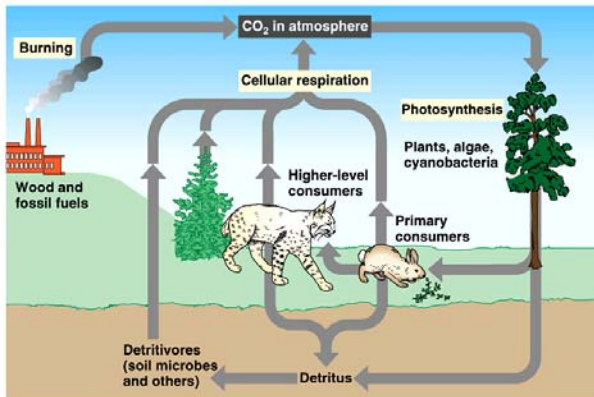
Keep your composter humming by stirring it frequently and covering fresh material with leaves. If the compost looks dry, add some water.

Winter

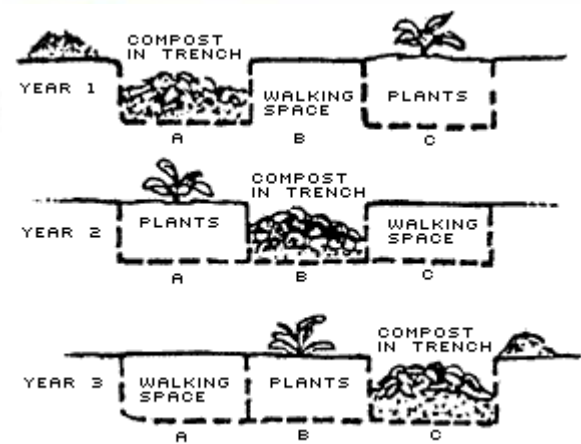
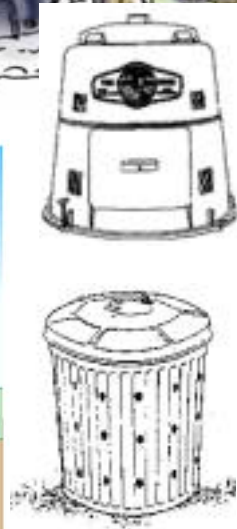
With the colder temperatures, your compost will decompose slower. Don't worry, let it fill up. Once spring comes it will all decompose rapidly.

Fall

Harvest Time! Clean out your compost and dig the finished material into your garden. If possible, save some leaves to add to the composter during the year.



Copyright © Pearson Education, Inc., publishing as Benjamin Cummings.



Dates to Remember....

- May 1 May day
- May 7-14 Composting Awareness week
Mon-Sunday
- May 14 Mothers Day
- May 22 Victoria Day
- May 23 REAPS Plant Sale

Did you know that...

International Composting Awareness Week is a week of activities, events and publicity to improve awareness about the importance of this valuable organic resource and to promote compost use, knowledge and products.

In partnership with Science World's Scientist and Innovators in the School (SIS) program, REAPS school program is supported by the Program for the Awareness and Learning of Science (BC PALS) thanks to the province of British Columbia through the Ministry of Education.