




Hello and Happy St. Patrick's Day everyone! Include your worms in the St. Patrick's fun by feeding them an assortment of greens! Green peppers, lettuce, spinach, and even cucumbers are all fantastic options for your worms. March also has another special day to celebrate and that is World Wildlife Day on March 3rd! Lets take a little bit of time to learn about the importance of this day. As always if you have any questions, please contact the Worm Lady!

World Wildlife Day

The United Nations has designated March 3, 2020 as World Wildlife Day. This day is an opportunity to raise awareness and celebrate the many benefits that conservation provides to all living things on land, air and in the water! Included in this day is the urgent reminder to all of us that we need to step up and take a stand against human induced reduction of species. What negatively affects animals will come back to affect us in a much larger way.



Protect Our Water, Help the Planet

There are numerous things that we can do as individuals, communities and society as a whole to protect our waterways. Below are a few of these ways.



1. Make the switch from single use plastics (bags, utensils, straws) to reusable options.
2. Avoid dumping cleaners or chemicals down the drain. Instead take them to be properly recycled at a local recycling location.
3. Use a mixture of baking soda, white vinegar, and essential oils to clean your house instead of harsh chemicals.
4. Capture rainwater and use that to water your plants instead of using hose water.

Scientists Make An Amazing Discovery Under the Arctic Ice

Scientists from the United States have re-awakened worms that are believed to be over 40,000 years old! This would make them the oldest known living organisms on Earth. These worms, known specifically as nematodes, are half a millimetre long complete with a head, brain and nervous system. They are very resilient creatures in that they can survive most of whatever nature puts in front of them. The only thing these worms needed was a piece of moss that was locked into an Arctic Glacier. How cool is that?



Send any questions, art or inquiries to:
The Worm Lady c/o R.E.A.P.S Box 444 Prince George, BC V2L 4S6
 Ph: 250-561-7327 or email: garden@reaps.org

REAPS READER

Have you helped the environment today?

Try This! - The Inch Worm Clip

Instead of drying your clothes in the dryer, save electricity by hanging them out to dry! These inch worm clips will look fantastic and help cut down on your monthly electricity bill.

Materials:

- Five 1/2" Pom Poms
- Twelve 3/16" Poms Poms
- Googly Eyes
- Glue
- Paint + Brush
- Wooden Clothespin

Steps:

1. Paint the clothespin and let dry.
2. Glue the five pom poms next to each other on the clothespin. Next glue on the smaller pom poms on top.
3. Glue the googly eyes on the front of the worm.
4. Enjoy your crafty new inch worm clothespin!





Test your earthworm knowledge with a earthworm crossword!

Name: _____

Earthworms

Complete the crossword puzzle below



Created using the Crossword Maker on TheTeachersCorner.net

Across

2. Where are earthworms normally seen?
3. The anterior of the worm is the
4. An animal that burrows and lives in the soil
5. What is a worms gender
7. When worms are born they start out as
8. What do worms normally eat

Down

1. The digestive system runs all through out the worm. True or False?
2. What part of the earthworm grinds up food?
3. Segments help worms in what way?
6. Earthworms are shaped like a

In partnership with RDCFG and Science World's Scientist and Innovators in the School (SIS) program, REAPS school programs are supported by the RDCFG and the Program for the Awareness and Learning of Science (BC PALS) thanks to the province of British Columbia through the Ministry of Education.