

Welcome back to another school year! We hope you had a wonderful time over summer holidays. The Red Wigglers sure had a great break, but as it gets colder they are getting ready to move inside and are looking for homes in your classroom. Interested in adopting red wiggler worms for the school year? Then the Adopt-a-Worm Program is perfect for you!

Adopt-a-Worm

What is the Adopt-a-Worm program? This exciting hands-on school program is a chance for your classroom to take care of red wigglers, learning all about worms and vermicomposting, all while helping your classroom reduce waste. The program lasts the entire school year and includes everything that you will need to get started.

If Interested in Adopting and Caring for a Worm Bin...



What should go in the worm bin?

Contact The Worm Lady at REAPS!

She will provide you with the following:

- 1 worm bin
- 1lb of Red Wigglers
- 1 year subscription to the CASTINGS newsletter
- 1 hour vermicomposting presentation
- monthly visits to ensure success

Student will provide the worm's food from certain left over lunch scraps and provide care for the bins to ensure the proper environment is being maintained.

 GOOD	 BAD
<ul style="list-style-type: none"> ◆ Fruit and veggie scraps ◆ Egg shells ◆ Cupcake wrappers ◆ Coffee grinds and filters ◆ Tea bags ◆ Plain bread (i.e. no PB&J) ◆ Shredded paper 	<ul style="list-style-type: none"> ◆ Dairy products ◆ Oils or fats (no greasy paper) ◆ Meats



Send any questions, art or inquiries to:
The Worm Lady c/o R.E.A.P.S Box 444 Prince George, BC V2L 4S6
 Ph: 250-561-7327 or email: thewormlady@reaps.org

REAPS READER

Have you helped the environment today?

Did you know that REAPS has over 30 FREE presentations? Our presentations are geared towards motivating and inspiring students to be kinder to the environment through activities such as short films, crafts, and interactive presentations. Some of our presentations are listed below but if you would like a full list with details outlining our presentation you can email us at garden@reaps.org or download one at



FUNDING FOR SCHOOL BUS FIELD TRIPS

BC Field Trips.ca - Transportation Solutions <https://www.bcfieldtrips.ca/transportation-solutions>

The Habitat Conservation Trust Foundation <https://hctfeducation.ca/go-grants/>

Ellie the Elephant and Plastics

This interactive presentation will teach students all about different kinds of plastic! Students will have the opportunity to learn the history behind plastic, how it's made, how it's recycled and what it gets recycled into. Students will even have the chance to make their own




Meet Dumpy the Overfilled Landfill

Teaching students about recycling is as fun as ever with our real, live-action, giant mascot: DUMPY! Dumpy is a walking, dancing, landfill of joy and loves to engage with the students providing them with a surprising and exciting experience



Are you Wasting Your Waste?

Ever wondered what it would be like to have your own landfill? Wonder no more! Build your own, in this exciting, interactive presentation on our landfill, how garbage effects the environment and alternatives to the garbage can!



Food for Thought: The Journey of Food

Discover where the food we eat comes from. Students will see how much transportation is required to get packaged goods from farm/factory to stores and homes. See which packaging and food choices are healthiest for the environment with this participatory presentation.

